








# Room layouts and capacities

	Theatre	Classroom	Boardroom / Hollow Square	U Shape	Rounds 8's or 10's	Cabaret 8's	Banquet	Reception
								
<b>Maplethorpe Suite</b>								
MTB Hall	220	90	50	40	120	104	180	300
MTB Seminar Room	60	30	30	24	50	48	60	60
MTB Office	20	12	12	-	-	-	-	20
<b>Mordan Hall Suite</b>								
Mordan Hall	143	50	40	40	80	64	100	120
Hamlin Room 1	30	14	18	-	-	-	-	30
Hamlin Room 2	20	8	14	-	-	-	-	20
Dobbs Room 1	20	8	14	-	-	-	-	20
Dobbs Room 2	30	14	18	12	-	-	-	30
<b>MGA Building</b>								
MGA Lecture Room	40	24	26	24	-	-	26	60
<b>Main Building</b>								
Dining Hall	-	-	-	-	-	-	220	80
Wordsworth Room	60	20	30	24	50	40	60	60
Boardroom	-	-	24	-	-	-	24	25
Emily Wilding Davison Room	15	-	16	-	10	-	10	25
<b>Dickson Poon Building</b>								
Theatre 1	50	-	-	-	-	-	-	-
Theatre 2	50	-	-	-	-	-	-	-
Theatre 1 & 2	100	-	-	-	-	-	-	-
Louey Seminar Room	40	25	25	20	-	-	-	-
Ho Tim Seminar Room	40	25	25	20	-	-	-	-
Winston C S Wong Seminar Room	20	10	10	8	-	-	-	-
The Ho, Leung, Ho and Lee Room	20	10	10	8	-	-	-	-
Wordsworth Tea Room	-	-	-	-	-	-	100	150
Roof Terrace	-	-	-	-	-	-	-	60